TOYOTA

MATERIAL HANDLING

COSHH Risk Assessment:

Part Number: 130014PRO

Name of Substance involved in the process *(a copy of the current safety data sheet is available)*	Orange Series 7 Spray Paint 400ml Aerosol	Pseudonym	Orange Spray Paint
Describe the activity or work process & exposure *(Inc. how long/how often this is carried out)*	FLT maintenance USE: infrequent, less than daily, seconds/ minute or so at a time. TMHUK Paintshop USE: Frequent, Daily.	Location of process being carried out	Customer Site, Toyota workshops

Identify the persons at risk	Team members	✓	Sub-contractors		Customer Team member	✓	Public	

Labelling Elements


☐ Explosive


☑ Health Hazard


☑ Serious Health Hazard


☐ Oxidising


☐ Corrosive


☐ Acute


☑ Flammable


☐ Environmental


☐ Gas

Signal Word: DANGER

Hazard Type

Gas	Vapour	Mist	Fume	Dust	Liquid	Solid	Other
☐	✓	✓	☐	☐	✓	☐	☐

Additional Information: Solvent Aerosol

Route of Exposure & Possible Symptoms

Inhalation	Skin	Eyes	Ingestion	Other
✓	✓	✓	☐	☐

Additional Information: May cause drowsiness, dizziness, irritation and produce an allergic reaction. May cause damage to organs through prolonged or repeated exposure

Control Measures

Read and follow manufacturer's recommendations.
Keep out of reach of children.
Keep away from heat, sparks and open flame. When sprayed on a naked flame or any incandescent material the aerosol vapours can be ignited. Take necessary action to avoid static electricity discharge (which might cause ignition of organic vapours).
The anticipated use of this product is for touching up small areas of damaged paintwork. If used for painting large areas Respiritory Protective Equipment is required. Do not breathe vapour/ spray. Use suitable respiratory protection if ventilation is inadequate – See SWP-32
Maintain good hygiene standards at all times - Avoid contact with skin, eyes or clothing. Do not eat, drink or smoke when using this product. Take off contaminated clothing and wash it before reuse. In case of insufficient ventilation, wear suitable respiratory equipment.
Maintain quantities to as minimal as practicable.
This product poses no significant risk if used as intended in the amount anticipated, and

Authorisation: QSE Manager
Approval: QSE Team

manufactures instructions are followed.	
Is health surveilance or monitoring required?	Yes ☐ No ☑
Provide details: Health Surveilance required if recommended daily exposure level exceeded, to be monitored locally.	

Personal Protective Equipment Required

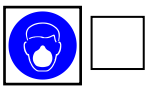 ☐ Dust Mask
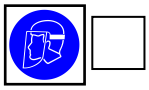 ☐ Visor
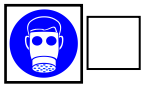 ☐ Respirator
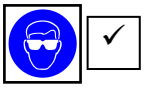 ☑ Goggles
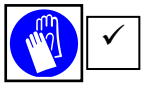 ☑ Gloves
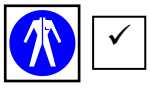 ☑ Overalls
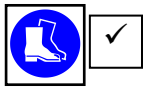 ☑ Footwear
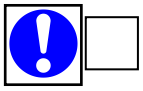 ☐ Other

Additional Information: If used for painting large areas Respiritory Protective Equipment is required

First Aid Measures

Inhalation:	Remove to fresh air. IF exposed or concerned: Get medical advice/attention. Get medical attention immediately if symptoms occur.
Skin Contact:	Wash off immediately with soap and plenty of water for at least 15 minutes. Get medical attention if irritation develops and persists.
Eye Contact:	Rinse immediately with plenty of water, also under the eyelids, for at least 15 minutes. Remove contact lenses, if present and easy to do. Continue rinsing. Keep eye wide open while rinsing. Do not rub affected area. Get medical attention if irritation develops and persists.
Ingestion:	Do NOT induce vomiting. Rinse mouth. Never give anything by mouth to an unconscious person. Call a doctor.

Storage

Protect from sunlight. Keep away from heat, sparks, flame and other sources of ignition (i.e., pilot lights, electric motors and static electricity). Keep in properly labelled containers. Do not store near combustible materials. Keep in an area equipped with sprinklers.
Store in a cool, dry area away from potential sources of heat, open flames, sunlight or other chemicals.

Spillage

Due to container size any spills are foreseen as small. Avoid inhalation of vapours and contact with skin and eyes. **Methods for containment:** Stop leak if you can do it without risk. A vapour suppressing foam may be used to reduce vapours. Dyke far ahead of spill to collect run-off water. Keep out of drains, sewers, ditches and waterways. Flood with water to complete polymerization and scrape off floor.
Methods for cleaning up: Take precautionary measures against static discharges. Dam up. Soak up with inert absorbent material. Pick up and transfer to properly labelled containers. See SWP – 19.

Disposal of Substance & Contaminated Containers

☑ Hazardous Waste ☐ General Waste ☑ Return to Depot ☐ Return to Supplier ☐ Other

Additional Information: Dispose of waste product or used containers in accordance with local regulations. Make sure containers are empty before discarding (explosion risk). Do not puncture or incinerate even when empty.

COSHH Risk Assessment:

Part Number: 130014PRO

Is exposure adequately controlled	Yes ✓		No		
Risk Rating Following Control Measures					
High		Medium		Low ✓	
Assessed by:	Elaine Greaves	Date:	January 2026	Review Date:	July 2027